



QUALITY BEYOND EXPECTATIONS



Proudly Canadian

ADALIA EXTREME (X3M)TM


GROUP OF RETRACTABLE AWNINGS

The **Adalia X3MTM** group of awnings is designed, manufactured and assembled in Canada by **ROLLTEC[®]**. Each awning is crafted using time-proven European traditions, advanced North American technology, superior workmanship, and top quality materials. The awnings are covered by a 10 year limited warranty.

ROLLTEC[®] is internationally recognized with numerous *Outstanding Achievement Awards and Awards of Excellence*. Regionally, **ROLLTEC[®]** has been repeatedly voted **BEST OF** in the Awnings and Canopies category by HomeStars and Consumer Choice.



- Unparalleled, personalized customer service.
- Experienced sales consultants will aid you for the entirety of the project.
- All installations are performed by highly professional, factory trained installers.



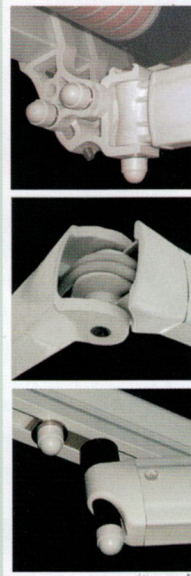
LEADING MANUFACTURER OF UPSCALE AWNINGS SINCE 1984

ADALIA

The quality engineered **Adalia X3M™** awning is designed to combine durability with excellent functionality. Most parts are made from extruded, thermally treated, and artificially aged aluminum. All parts are immune to corrosion, and are finished with a powder coating. The slope is adjustable with a hex key and wrench from 0° to 75°. Manual operation uses a speedy bevel gear with a stopper that prevents the fabric from rolling up in the wrong direction. Optional motorization is available.

The awnings are made to client's specification with custom widths starting from 6'2" in 1" increments.

Available Projections: 5'4" 6'9" 8'8" 10'0" 11'8"




Virtually unbreakable, the **Adalia X3M™** arm shoulder consists of three components of high-strength extruded aluminum that work in conjunction to provide lateral and vertical stability. It features dual inclination modes: a default setting of 0° to 40°, and an optional 35° to 75° setting after a simple modification.

The **Adalia X3M™** family of awnings arm employs extruded aluminum profiles, strong die-cast and thermally treated aluminum elbows with PVC protected double aircraft cables. The heavy duty springs inside the arms apply tremendous force to hold the fabric taut when the awning is extended.


The fixing bracket attaches the lateral arm to the front bar. It utilizes shock-absorbing components to significantly extend its functional lifespan.

ADALIA X3M EXTENDA™

The **ADALIA X3M EXTENDA™** has been specially designed for areas that require a full projection but cannot accommodate the minimum width requirements of a standard awning. As a result of the cross-arm setup, the **EXTENDA™** can be manufactured with a projection equal to or greater than the width of the awning.



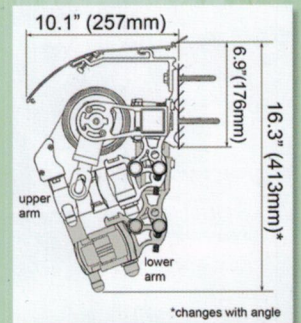
A solid aluminum extension block is connected to one of the arm shoulders. This technique offsets the arm shoulder, lowering one arm underneath the other, to allow the arms to cross without conflicting.



A stainless steel hexagonal eccentric adjustment at the base of each **EXTENDA™** arm shoulder provides effortless arm fine tuning during assembly, keeping the arms parallel.



PROJECTION	MINIMUM WIDTH REQUIRED
5' 4"	3' 8"
6' 9"	4' 6"
8' 8"	5' 8"
10' 0"	6' 6"
11' 8"	8' 0"



ACCESSORIES



Protective Hood

Shields the fabric and frame mechanism from dirt and weather elements when the awning is retracted. The hood has an aerodynamic design, it is made from extruded aluminum and finished with a powder coating. The hood doesn't vibrate in the wind, is sturdy and capable of supporting a snow load. A PVC weather strip at the back of the hood closes the gap to the wall and eliminates the need for caulking.

Side Curtain


Is an additional fabric panel attached on hooks fitted to the sides of the front bar and installation bar. Side curtains are designed to provide extra sun protection and privacy.



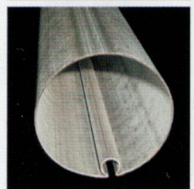
Spring Assist

Is a spring loaded device that assists you in compressing the heavy duty springs in the arms, making manual retraction effortless. It is recommended for large, manually operated awnings.


X3M™




The front bar with specially engineered internal reinforcement gives continuity to the fabric top while adding strength to the overall system. The profile on the right is used for smaller awnings while the profile on the left is designated for awnings wider than 16' and/or that project 11'8".



ROLLTEC® uses a structural galvanized steel roller tube with spring memory to rebound to its original shape.



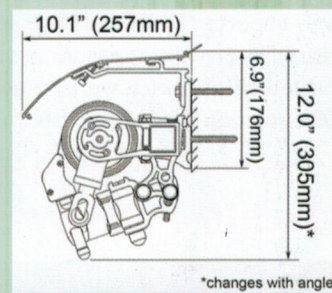
ROLLTEC® utilizes a strong, galvanized 40mm steel square bar with 2mm walls which prevent potential twisting.



Frames for **ADALIA X3M™** family of awnings are available in four different colours of powder coating: white and ivory are standard, black and spinnaker beige are premium colours. Other custom colours are available upon request.



A wide variety of installation brackets for different applications.




ADALIA X3M PLUS™

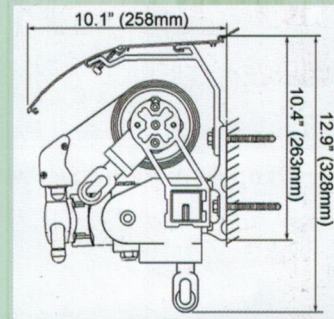
Adalia X3M Plus™ is a modification of the **Adalia X3M™** awning with unique slope adjustment gears incorporated into the arm shoulders. The **Adalia X3M Plus™** allows for infinite inclination adjustments of both arms simultaneously, at any time, keeping the arms aligned. This will enable the awning to remain leveled as the inclination is changed. The **Adalia X3M Plus™** is ideal for installations with low headroom.

Advantages of the **Adalia X3M Plus™** awning:

- The slope of the awning is easily adjusted with a hand crank.
- Both arms are adjusted at the same time, keeping the awning leveled.
- Variable shade coverage to follow the sun's movements.
- Ability to lower the awning's slope while it's raining to prevent water pooling.



These structurally sturdy arm shoulders contain gearboxes that are synchronized inside the square bar by a solid steel rod and a series of bearings. This allows changing the pitch of both arms at the same time with the simple turn of a hand crank. The slope adjustment ranges from 0° to 55°.



Retractable Valance

The retractable front valance is a smart solution for extra sun protection or privacy at the front of the awning. It is gear operated and retracts into a cassette front bar.



Removable Valance

Another alternative for additional shade and privacy at the front of the awning is the removable front valance. It is an additional panel attached by velcro to the existing awning valance.

ELECTRICAL OPTIONS

Somfy® motorization allows you to enjoy your retractable awning at the touch of a button. A wide range of motors and controls feature Radio Technology Somfy® (RTS) which provide awning users with simple and innovative operating functions. A variety of weather sensors are available. The most popular is the Wind Sensor, which will automatically retract the awning when it detects wind generated movements. Having a manual override enables you to control the awning in the event of power failure.



TOP QUALITY ENGINEERING DESERVES TOP QUALITY FABRICS



In meeting with customer demands, a rich selection of designer fabrics is available in a variety of patterns and colours. These fabrics, known as "World of Elegance", are exclusively imported by **ROLLTEC**® from leading European textile mills, with the patterns created by prominent decorators and fabric designers. In addition to carrying our own unique line of fabrics, we have access to other leading fabric suppliers. We only use 100% solution dyed acrylic fabrics: a preferred choice in the awning industry.

- High level of protection from ultraviolet rays.
- Unsurpassable color stability.
- Remarkable resistance to atmospheric pollution, light and weather.
- Rot proof, does not support mildew growth.
- Highly breathable and water repellent.
- Maximum resistance to tearing due to stretching and shrink proof.
- Easily cleaned, requires only mild soap and water.
- **10 year** limited fabric manufacturer warranty.


Inquire about these and many other great products by **ROLLTEC**®



Physique XL™: a 13' projection awning




Bravo™: semi-cassette style awning



Atrium™: terrace style awning



Drop Arm Window Awning



Basket Awning



Rolling Pergola Awning



Louvered Roof Aluminum Pergola



Stationary Awning



Sombrano® S+: side post umbrella



Phone: 905-879-0725

Toll-free: 1-800-667-0474

Fax: 905-879-0756

Authorized dealer

JANS AWNINGS & ROLLSHUTTERS INC

3430 DUNROBIN RD RR3
WOODLAWN ON K0A 3M0

613-832-2345

www.jansawnings.com

www.rolltecawnings.com